


Fitting / Order form

Dealer information		Prices valid from: 1/apr/25	
Customer (name / code)	/		
Contact			
Address			
Post code / City	/		
Phone / Fax	/		
Delivery address			
Name	/		
Address			
Post code / City	/		
Phone			
E-mail			
Your reference		<input checked="" type="checkbox"/> Required choice <input type="checkbox"/> / <input type="radio"/> Optional choice <input checked="" type="checkbox"/> / <input type="radio"/> Default required option	
Your order number			
Fitting date		User weight	
Fitting date (dd-mm-yyyy)			kg
code		Price	
		excl VAT incl VAT	
FRAME STYLE			
TRFS1	<input type="checkbox"/>	TILITE TR SERIES 3 (Minimal Adjustability. 265 Pound (120 kg) Weight Limit)	3745.00
TRRFR1	<input type="checkbox"/>	FRAME, REINFORCED (No charge when 20" Rear Seat Width and 20" Seat Depth or Heavy Duty is selected.)	0.00
LANGUAGE USER MANUAL			
Language		Choose	
FRAME FINISHES			
TRFF1	<input type="checkbox"/>	TITANIUM - SATIN FINISH (Available with Titanium Frame only.)	0.00
TRSCBT1	<input type="checkbox"/>	BUFFING PADS SATIN FINISH	
TRFF3	<input type="checkbox"/>	TATTOO ON TITANIUM AND ALUMINIUM FRAME (Tattoos on front frame tubes. Titanium frame finished in Satin. Tattoos will be trimmed and adjusted to fit your frame.)	313.00
TRFF44	<input type="checkbox"/>	TATTOO FLOWER GARDEN	0.00
TRFF45	<input type="checkbox"/>	TATTOO NEED FOR SPEED	0.00
TRFF43	<input type="checkbox"/>	TATTOO MOSAIC	0.00
COLOR			
High Gloss Paint	<input type="checkbox"/>	TRTFF8 HIGH GLOSS BLACK	<input type="checkbox"/>
Metallin Paint	<input type="checkbox"/>	TRTFF14 OCEAN BLUE METALLIC	<input type="checkbox"/>
Pearlescent Paint	<input type="checkbox"/>	TRTFF17 MIDNIGHT BLUE PEARL	<input type="checkbox"/>
Matte Paint	<input type="checkbox"/>	TRTFF19 BLACK LAVA	<input type="checkbox"/>
Candy Paint	<input type="checkbox"/>	TRTFF22 RUBY RED	<input type="checkbox"/>
Matte texture Paint	<input type="checkbox"/>	TRTFF40 HYPER BLUE	<input type="checkbox"/>
	<input type="checkbox"/>	TRTFF10 TILITE RED	<input type="checkbox"/>
	<input type="checkbox"/>	TRTFF15 TANGERINE METALLIC	<input type="checkbox"/>
	<input type="checkbox"/>	TRTFF18 WHITE PEARL	<input type="checkbox"/>
	<input type="checkbox"/>	TRTFF27 TITANIUM GRAY	<input type="checkbox"/>
	<input type="checkbox"/>	TRTFF23 AZURE BLUE	<input type="checkbox"/>
	<input type="checkbox"/>	TRTFF41 FLAME ORANGE	<input type="checkbox"/>
	<input type="checkbox"/>	TRTFF29 NEON PINK	<input type="checkbox"/>
	<input type="checkbox"/>	TRTFF29 ACID GREEN METALLIC	<input type="checkbox"/>
	<input type="checkbox"/>	TRTFF29 ELECTRIC PLUM	<input type="checkbox"/>
	<input type="checkbox"/>	TRTFF29 OD GREEN	<input type="checkbox"/>
COLOR ANODIZE PACKAGE			

V-FRONT END (V)

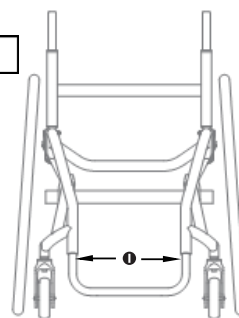
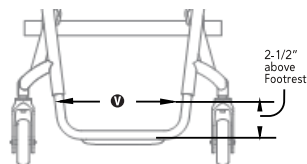
Measure from inside of front frame tube to inside of opposite front frame tube 2-1/2" above footrest. (Titanium Footrests have 1" of adjustment up and down. Not available with Ergonomic Seat frames.)

TRFE2-9

☐ FOOTREST FRONT END WIDTH--V 9"

104.00

<input type="radio"/> 10"	<input type="radio"/> 11"	<input type="radio"/> 12"	<input type="radio"/> 13"	<input type="radio"/> 14"	<input type="radio"/> 15"
---------------------------	---------------------------	---------------------------	---------------------------	---------------------------	---------------------------

**BACKREST UPHOLSTERY**

(Want more seating options? Click here to view the new TiLite Seating Order Form.)

TRBUP2

☐ BACK UPHOLSTERY VELCRO ADJUSTABLE

0.00

(Not available with Fold-Down Push Handles.)

Tension Adjustable by Straps

(Required with Fold-Down Push Handles.)

TRBUP3

☐ BACK UPHOLSTERY STRAPS TENSION ADJUSTABLE

100.00

TRBUP5

☐ UPHOLSTERY AIR BREATHABLE

176.00

(Not available with Ultrasuede Backrest Stripe.)

TRUPC3-BL

☐ UPHOLSTERY BACKREST STRIPE ULTRASUEDE BLACK

95.00

TRBUP0

☐ WITHOUT BACK UPHOLSTERY

0.00

SEAT BACK TYPE/PUSH HANDLES/SEAT BACK HEIGHT (F)

Measure from top of back post to top of seat tube at rear of frame.

TRSB1

☐ FOLDING ALUMINUM ADJUSTABLE HEIGHT SEAT BACK

0.00

(Required for Heavy Duty Frame)

TRSB2

☐ FOLDING TITANIUM ADJUSTABLE HEIGHT SEAT BACK

176.00

(Titanium back will match Frame Finish. Not available with Bolt-On Push Handles.)

TRSB15

☐ SEAT BACK, NON-FOLDING, FIXED-HEIGHT TITANIUM

254.00

(Titanium back will match Frame Finish. Not available with Push Handles.)

TISHAFT™ BACK RELEASE BARS

(Not available with Non-Folding, Fixed Height Titanium Back.)

TRSB3

☐ BACK RELEASE BAR ALUMINUM TISHAFT

0.00

TRSB5

☐ BACK RELEASE BAR CARBON FIBER

63.00

PUSH HANDLES (select above)

TRSB6

☐ PUSH HANDLES INTEGRATED

0.00

TRSB7

☐ PUSH HANDLES INTEGRATED FOLD-DOWN

104.00

(Requires Tension Adjustable by Straps Back Upholstery.)

TRSB8

☐ PUSH HANDLES BOLT ON

176.00

(Includes 4" Deep Backrest Rigidizer Bar. Not available with Ti Back.)

TRSB9

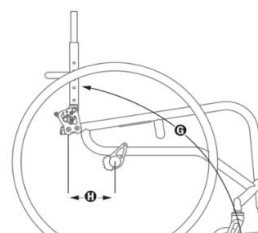
☐ PUSH HANDLES BOLT ON HEIGHT ADJUSTABLE

303.00

(Includes 4" Deep Backrest Rigidizer Bar. Not available with Ti Back.)

FOLDING SEAT BACK HEIGHT (F) (TRSB1 and TRSB2)

PUSH HANDLES (select above)	Short	Medium	Tall	use 0.5" increments
None/Bolt on	9.5"-12.5"	13.5"-17.5"	17"-21.5"	Set at:
Integrated	11.5"-13.5"	14.5"-17.5"	18.5"-21.5"	Set at:
Integrated fold down	14"-16.5"	15"-19.5"	19.5"-22"	Set at:





NON-FOLDING, FIXED-HEIGHT (F) TITANIUM SEAT BACK

with New Rounded Rigidizer Bar

(Titanium back will match Frame Finish. Required for fixed Side Guards. Not available with Swing Away Tubular or Swing Away - Flip Back Tubular Armrests and Integrated Push Handles, Integrated Fold-Down Push Handles or Bolt-On Height Adjustable Push Handles.)

Height 5" to 20" in 0.5" steps

Set at: "

AVAILABLE ON ALL BACKS

TRSB11	<input type="checkbox"/>	BACKREST THAT LOCKS IN FOLDED POSITION (Requires Tension Adjustable by Straps Back Upholstery.)	0.00
TRSB19	<input type="checkbox"/>	4" DEEP BACKREST RIGIDIZER BAR (Requires Tension Adjustable by Straps Back Upholstery.)	0.00

SEAT BACK ANGLE (G)

Measure angle from front of back post to floor.

TRSBA3-80	<input type="radio"/> SEAT BACK ANGLE FOR NON-FOLDING BACK 80° <input type="radio"/> 83° <input type="radio"/> 89° <input type="radio"/> 95° <input type="radio"/> 101° <input type="radio"/> 86° <input type="radio"/> 92° <input type="radio"/> 98°	0.00
TRSBA3-80	<input type="radio"/> SEAT BACK ANGLE FOR NON-FOLDING BACK 80° <input type="radio"/> 81° <input type="radio"/> 85° <input type="radio"/> 89° <input type="radio"/> 93° <input type="radio"/> 97° <input type="radio"/> 101° <input type="radio"/> 82° <input type="radio"/> 86° <input type="radio"/> 90° <input type="radio"/> 94° <input type="radio"/> 98° <input type="radio"/> 83° <input type="radio"/> 87° <input type="radio"/> 91° <input type="radio"/> 95° <input type="radio"/> 99° <input type="radio"/> 84° <input type="radio"/> 88° <input type="radio"/> 92° <input type="radio"/> 96° <input type="radio"/> 100°	0.00

CENTER OF GRAVITY (H)

Measure from front of back post at the seat tube to the center of the rear axle. If no center of gravity is selected, chair will ship with the center of gravity in the rearward-most position.

TRCOG1-1	<input type="radio"/> CENTER OF GRAVITY 1" <input type="radio"/> 1.25" <input type="radio"/> 2.25" <input type="radio"/> 3.25" <input type="radio"/> 4.25" <input type="radio"/> 1.5" <input type="radio"/> 2.5" <input type="radio"/> 3.5" <input type="radio"/> 4.5" <input type="radio"/> 1.75" <input type="radio"/> 2.75" <input type="radio"/> 3.75" <input type="radio"/> 4.75" <input type="radio"/> 2" <input type="radio"/> 3" <input type="radio"/> 4" <input type="radio"/> 5"	0.00
----------	--	------

REAR WHEEL SPACING (J) / PLUGS

Measure from outside of seat back post to inside of rear tire. TRA 0.75" Rear Wheel Spacing not available with 0° or 2° Camber K. Ergonomic Seat selection may limit available center of gravity.

TRRWS1-0.75	<input type="radio"/> REAR WHEEL SPACING 0.75" <input type="radio"/> 1" <input type="radio"/> 1.25"	0.00
TRCBR12	<input type="checkbox"/> CAMBER PLUGS - ADJ REAR WHEEL	0.00
TRCBR9	<input type="checkbox"/> SPACERS TO INCREASE REARWHEEL SPACING, ADDITIONAL	0.00
TRCBR11	<input type="checkbox"/> CAMBER PLUGS 2°, 4°, OR 6° ZERO PLAY ALUMINUM (Not available with Power Adaptable Frame or more than 6° of Camber K.)	0.00

SEAT UPHOLSTERY

TRSUP1	<input type="checkbox"/> TENSION ADJUSTABLE BOLT ON SEAT UPHOLSTERY (Not available with Ergonomic Seat or Tapered Seat T. Black only.)	0.00
TRSUP2	<input type="checkbox"/> TENSION ADJUSTABLE BY STRAPS SEAT UPHOLSTERY (Standard with Ergonomic Seat and Front Seat Width (Seat Taper) T of 1", 2" or 3". Black upholstery only.)	153.00
TRSUP8	<input type="checkbox"/> SOLID SEAT, ALUMINUM (Not available with 10" or 11" Rear Seat Width A, Ergonomic Seat U requires CMD 016)	254.00
TRSUP0	<input type="checkbox"/> WITHOUT SEAT UPHOLSTERY	0.00

CAMBER (K) / CAMBER TUBES

TRCBR1-0	<input type="radio"/> 0° CAMBER <input type="radio"/> 2° <input type="radio"/> 4° <input type="radio"/> 6° <i>(8° of Camber K may be available through our Creative Mobility Division.)</i>	0.00
TRCBR15	<input type="checkbox"/> CAMBER TUBE ALUMINIUM	0.00
TRCBR3	<input type="checkbox"/> CAMBER TUBE TITANIUM <i>(Not available with Power Adaptable Frame.)</i>	176.00

CUSTOM CONFIGURATION OPTIONS**FRONT WHEELS**

TRFW24	<input type="checkbox"/> 3"X1.5" LITESPEED BILLETALU WHEEL W/SOFT ROLLTIRE <input type="checkbox"/> SILVER HUB <input type="checkbox"/> BLACK HUB	165.00
TRFW14	<input type="checkbox"/> 4"X.75" PLASTIC WHEEL W/POLY TIRE <i>(Not available with Slipstream Fork or Power Adaptable Frame.)</i>	0.00
TRFW3	<input type="checkbox"/> 4"X.75" LIGHT-UP MICRO-CASTER <i>(Not available with Slipstream Fork or Power Adaptable Frame.)</i>	74.00
TRFW26	<input type="checkbox"/> 4"X1.5" LITESPEED PLASTIC WHEEL W/SOFT ROLL TIRE <i>(Not available with Power Assist, Power Add-on System or Heavy Duty Frame.)</i>	95.00
TRFW27	<input type="checkbox"/> 4"X1.5" LITESPEED BILLETALU WHEEL W/SOFT ROLLTIRE <input type="checkbox"/> SILVER HUB <input type="checkbox"/> BLACK HUB	165.00
TRFW6	<input type="checkbox"/> 5"X1" PLASTIC WHEEL W/POLY TIRE <i>(Not available with 90° Front Angle L, Slipstream Fork or Power Adaptable Frame.)</i>	0.00
TRFW28	<input type="checkbox"/> 5"X1.5" LITESPEED PLASTIC WHEEL W/SOFT ROLL TIRE <i>(Not available with 90° Front Angle L or Power Adaptable Frame.)</i>	95.00
TRFW30	<input type="checkbox"/> 5"X1.5" LITESPEED BILLETALU WHEEL W/SOFT ROLLTIRE <input type="checkbox"/> SILVER HUB <input type="checkbox"/> BLACK HUB <i>(Not available with 90° Front Angle L.)</i>	165.00
TRFW9	<input type="checkbox"/> 6"X1" PLASTIC WHEEL W/POLY TIRE <i>(Not available with 85° or 90° Front Angle L, Slipstream Fork or Power Adaptable Frame.)</i>	0.00
TRFW32	<input type="checkbox"/> 6"X1.5" LITESPEED PLASTIC WHEEL W/SOFT ROLL TIRE <i>(Not available with 85° or 90° Front Angle L, Slipstream Fork or Power Adaptable Frame.)</i>	95.00
TRFW33	<input type="checkbox"/> 6"X1.5" LITESPEED BILLETALU WHEEL W/SOFT ROLLTIRE <input type="checkbox"/> SILVER HUB <input type="checkbox"/> BLACK HUB <i>(Not available with 85° or 90° Front Angle L or Slipstream Fork.)</i>	165.00

PRECISION LOCK FRONT FORKS

TRFK1	<input type="checkbox"/> FORK, STANDARD TILITE	0.00
TRFK2	<input type="checkbox"/> FORK, SLIPSTREAM SINGLE-SIDED TILITE <i>(Not available with Power Adaptable Frame.)</i>	176.00
TRGL1	<input type="checkbox"/> OUT-FRONT GLIDE® SUSPENSION FORKS USER WEIGHT <input type="checkbox"/> > 56kg <input type="checkbox"/> 56kg-81kg <input type="checkbox"/> 81kg-120kg <i>(Black anodize only. Not available with Heavy Duty Frame.)</i>	435.00
TRTFS1	<input type="checkbox"/> FORK STEMS TITANIUM	48.00

STANDARD REAR WHEELS

TRRW14-20	<input type="radio"/> WHEELS REAR 20" TILITE SHADOW 25" and 26" require 15" minimum Seat depth (B)	<input type="radio"/> 22" <input type="radio"/> 24" <input type="radio"/> 25" <input type="radio"/> 26"	0.00
-----------	---	---	------

PERFORMANCE REAR WHEELS

(See Rear Seat Height Ranges Chart for Rear Seat Height D limitations.)

TRRW7-22	<input type="radio"/> WHEELS REAR SPINERGY SPOX 22" Spinergy SPOX <input type="checkbox"/> RED <input type="checkbox"/> BLACK <input type="checkbox"/> BLUE <input type="checkbox"/> WHITE 25" and 26" require 15" minimum Seat depth (B)	<input type="radio"/> 24" <input type="radio"/> 25" <input type="radio"/> 26"	495.00
----------	---	---	--------

TRRW8-22	<input type="radio"/> WHEELS REAR SPINERGY LX 22" 25" and 26" require 15" minimum Seat depth (B)	<input type="radio"/> 24" <input type="radio"/> 25" <input type="radio"/> 26"	695.00
	<input type="radio"/> BLACK <input type="radio"/> RED <input type="radio"/> BLUE <input type="radio"/> WHITE <input type="radio"/> BRIGHT ORANGE <input type="radio"/> FLAMINGO PINK <input type="radio"/> PURPLE		

TRRW9-22	<input type="radio"/> 22" (501) SPINERGY DESIGN LAB LX 25" and 26" require 15" minimum Seat depth (B)	<input type="radio"/> 24" <input type="radio"/> 25" <input type="radio"/> 26"	695.00
	<input type="radio"/> BLACK <input type="radio"/> RED <input type="radio"/> BLUE <input type="radio"/> WHITE <input type="radio"/> BRIGHT ORANGE <input type="radio"/> FLAMINGO PINK <input type="radio"/> PURPLE (If same color is selected, anodized hubs and rims match color anodized package on page 1. Available with black spokes only.)		

TRRW16-24	<input type="radio"/> WHEELS REAR 24" CARBON BLADE (Not available with Heavy Duty Frame, 25" requires 15" minimum Seat depth (B))	<input type="radio"/> 25"	1150.00
-----------	--	---------------------------	---------

TRRW17-20	<input type="radio"/> WHEELS REAR 20" SKYWAY® MAGS (Not available with Heavy Duty Frame, Short Tabs, Quad Release Axles, Spoke Guards or Omit Handrims Option. Requires Aluminum Sliver Anodized Handrims.)	<input type="radio"/> 22" <input type="radio"/> 24"	100.00
-----------	--	---	--------

AXLES

TRAXL1	<input type="checkbox"/> AXLE QUICK RELEASE STAINLESS	0.00
TRAXL2	<input type="checkbox"/> AXLE QUICK RELEASE TITANIUM	226.00
TRAXL3	<input type="checkbox"/> AXLE QUAD RELEASE (Not available with Mag or 26" (590) Spinergy Sprox or LX Rear Wheels.)	139.00

PNEUMATIC REAR TIRES

TRRTR1	<input type="checkbox"/> TIRES REAR 22", 24" OR 26" TREADED	0.00
TRRTR2	<input type="checkbox"/> TIRES REAR 22", 24" OR 26" TREADED, AIRLESS INSERT (Not available with Spinergy Carbon Blade Rear Wheels.)	85.00
TRRTR31	<input type="checkbox"/> MBL SPEEDLITE (PNEUMATIC)	0.00
TRRTR30	<input type="checkbox"/> TIRES REAR 24", 25" OR 26" PRIMO SENTINEL PNEUMATIC	95.00
TRRTR8	<input type="checkbox"/> TIRES REAR 24" 25" OR 26" SCHWALBE MARATHON+ EVOL.	95.00
TRRTR24	<input type="checkbox"/> TIRES REAR, KENDA KOBRA KNOBBY	95.00

SOLID REAR TIRES

(Not available with Spinergy Carbon Blade Rear Wheels.)

TRRTR22	<input type="checkbox"/> TIRES REAR, SOLID, PRIMOEXPRESS	95.00
TRRTR23	<input type="checkbox"/> TIRES REAR, SOLID, PRIMOACTIVE	95.00

HANDRIMS**Handrims by OUT-FRONT®**

TRRIM1	<input type="checkbox"/>	ALUMINUM- SILVER ANODIZED	0.00
TRRIM21	<input type="checkbox"/>	ALUMINUM- BLACK ANODIZED (Not available with 20"(451) Rear Wheels.)	49.00
TRRIM12	<input type="checkbox"/>	TITANIUM- SATIN FINISH (Not available with 20"(451) or 22"(501) Rear Wheels, or 24"(540) Knobby tires.)	290.00
TRRIM10	<input type="checkbox"/>	THE SURGE™ BY OUT-FRONT,ALL-IN-1 OVAL, L PROFILE (Not available with 20"(451) Rear Wheels.)	290.00
TRRIM11	<input type="checkbox"/>	THE SURGE™ LT BY OUT-FRONT ALL-IN-1 OVAL S PROFILE (Not available with 20"(451) Rear Wheels.)	290.00
TRRIM20	<input type="checkbox"/>	Q-GRIP HANDRIM (Not available with 20"(451)Rear Wheels.)	290.00

The Natural-Fit® (Original, Larger Profile)

(Not available with 20"(451) Rear Wheels.)

TRRIM14	<input type="checkbox"/>	NATURAL-FIT® BY OUT-FRONT - STANDARD GRIP (Not available with Short Tabs or Spinergy Carbon Blade Rear Wheels)	290.00
TRRIM15	<input type="checkbox"/>	NATURAL-FIT® BY OUT-FRONT - SUPER GRIP (Not available with Short Tabs or Spinergy Carbon Blade Rear Wheels.)	290.00
TRRIM16	<input type="checkbox"/>	NATURAL-FIT® BY OUT-FRONT - WITHOUT THUMB GRIP	290.00

The Natural-Fit® LT (Reduced Weight, Smaller Profile)

(Not available with 20"(451) Rear Wheels.)

TRRIM17	<input type="checkbox"/>	NATURAL-FIT® LT BY OUT-FRONT - STANDARD GRIP (Not available with Short Tabs or Spinergy Carbon Blade Rear Wheels.)	290.00
TRRIM18	<input type="checkbox"/>	NATURAL-FIT® LT BY OUT-FRONT - SUPER GRIP (Not available with Short Tabs or Spinergy Carbon Blade Rear Wheels.)	290.00
TRRIM19	<input type="checkbox"/>	NATURAL-FIT® LT BY OUT-FRONT - WITHOUT THUMB GRIP	290.00

Additional handrim options

TRRIM5	<input type="checkbox"/>	PLASTIC COATED- BLACK	117.00
--------	--------------------------	-----------------------	--------

Tab length

TRRIM7	<input type="checkbox"/>	HANDRIM TAB LENGTH- LONGTABS	0.00
TRRIM8	<input type="checkbox"/>	HANDRIM TAB LENGTH- SHORT TABS (Not available with Mag Rear Wheels or The Natural-Fit® Handrims with Thumb Grip.)	19.00

WHEEL LOCKS**Wheel locks by OUT FRONT**

TRWLK7	<input type="checkbox"/>	COMPACT COMPOSITE PUSH TO LOCK WHEEL BY OUT-FRONT (Available with .75" to 1.5" Rear Wheel Spacing J only.)	0.00
TRWLK8	<input type="checkbox"/>	COMPACT COMPOSITE PULL TO LOCK WHEEL BY OUT-FRONT (Available with .75" to 1.5" Rear Wheel Spacing J only.)	0.00
TRWLK10	<input type="checkbox"/>	EXTENSION HANDLES FOR COMPACT COMPOSITE PUSH/PULL	80.00

Additional wheel locks

TRWLK11	<input type="checkbox"/>	MBL COMPOSITE SCISSOR LOCK	132.00
TRWLK3	<input type="checkbox"/>	WHEEL LOCK UNI-LOCK <input type="checkbox"/> Push <input type="checkbox"/> Pull	148.00
TRWLK4	<input type="checkbox"/>	EXTENSION HANDLES FOR UNI-LOCK	80.00
TRWLK15	<input type="checkbox"/>	GRADE AIDS PUSH TO LOCK	164.00

(Not available with solid rear tires)

SIDE GUARDS**Aluminium**

TRSDG2-S	<input type="checkbox"/>	SIDE GUARDS ALUMINUM, RIGID, REMOVABLE, SMALL	176.00
		<input type="checkbox"/> Small <input type="checkbox"/> Std	
TRSDG3-S	<input type="checkbox"/>	SIDE GUARDS ALU, QUAD REMOVABLE W/ HOLE SMALL	184.00
		<input type="checkbox"/> Small <input type="checkbox"/> Std	
TRSDG4-S	<input type="checkbox"/>	SIDE GUARDS ALUMINUM, FOLD DOWN RIGID, SMALL	303.00
		<input type="checkbox"/> Small <input type="checkbox"/> Std	
		(Not available with Ergonomic Seat.)	
TRSDG6	<input type="checkbox"/>	SIDE GUARDS ALUMINUM, FENDERED ADJUSTABLE	303.00
		(Available with 24" and 25" Rear Wheels. Requires Rear Seat Height D of 14.5" to 18.5".)	

New 3k Weave Carbon Fiber

TRSDG7-S	<input type="checkbox"/>	SIDE GUARDS CARBON FIBER, RIGID REMOVABLE SMALL	276.00
		<input type="checkbox"/> Small <input type="checkbox"/> Large	
TRSDG8-S	<input type="checkbox"/>	SIDE GUARDS CARBON, QUADREMOVABLE WITH HOLE SMALL	284.00
		<input type="checkbox"/> Small <input type="checkbox"/> Large	
TRSDG9-S	<input type="checkbox"/>	SIDE GUARDS CARBON FIBER, FOLD DOWN RIGID, SMALL	412.00
		<input type="checkbox"/> Small <input type="checkbox"/> Large	
		(Not available with Ergonomic Seat or Carbon Edition.)	
TRSDG11	<input type="checkbox"/>	CARBON FIBER FENDERED ADJUSTABLE	362.00
		(Available with 24" and 25" Rear Wheels. Requires Rear Seat Height D of 14.5" to 18.5".)	

Available on Aluminum and Carbon Fiber Non-Fendered Side Guards

TRSDG13	<input type="checkbox"/>	SIDE GUARDS CUSTOM CUT TO PROFILE OF REAR WHEELS	280.00
---------	--------------------------	--	--------

ARMRESTS

(Desk Arms come with built-in Side Guards.)

Tubular Armrests

TRARM1-9	<input type="checkbox"/>	SWING AWAY TUBULAR 6.5"-9.5"	<input type="checkbox"/> 9.5"- 12.5"	194.00
		(Not Available with Non-Folding, Fixed Height Titanium Seat Back or Height Adjustable Push Handles.)		
TRARM4-9	<input type="checkbox"/>	SWING AWAY FLIP BACK TUBULAR 8.3"-11.5"		280.00
		(Not Available with Non-Folding, Fixed Height Titanium Seat Back.)		

Single Post Desk Arms

TRARM2-9-S	<input type="checkbox"/>	REMOV. ADJ. DESK ARM RIGID GUARD 9"-12"/S	<input type="checkbox"/> 12"-15"	303.00
		<input type="checkbox"/> armrest pad length STD (10")	<input type="checkbox"/> Full length (12")	
		(Requires 14" minimum Seat Depth B. Not available with Ergonomic Seat.)		
TRARM3-9-S	<input type="checkbox"/>	REMOV. ADJ. DESK ARM RIGID GUARD+TRANSF. 9"-12"/S	<input type="checkbox"/> 12"-15"	331.00
		<input type="checkbox"/> armrest pad length STD (10")	<input type="checkbox"/> Full length (12")	
		(Requires 15" minimum Seat Depth B. Not Available with Ergonomic Seat.)		
TRARM5	<input type="checkbox"/>	ARMRESTS COVERED IN BLACK ULTRASUEDE		100.00
		(Not available with Desk Arms)		

SEAT BELTS

TRBLT1	<input type="checkbox"/>	VELCRO ADJUSTABLE, BLACKNYLON WEBBING	40.00
TRBLT2	<input type="checkbox"/>	BODYPOINT AUTO-STYLE RELEASE BUCKLE	92.00
TRBLT4	<input type="checkbox"/>	BODYPOINT 1" PUSH-BUTTONBUCKLE PADDED -AUTO STYLE <i>(Not available with 19" or 20" Rear Seat Widths A.)</i>	167.00
TRBLT5	<input type="checkbox"/>	BODYPOINT 1.5" PUSH BUTTON BUCKLE PADDED AUTOSTYLE <i>(Not available with 19" or 20" Rear Seat Widths A.)</i>	167.00
TRBLT10	<input type="checkbox"/>	BODYPOINT OPTIONAL BAND CLAMP MOUNTING HARDWARE	19.00
TRBLT16	<input type="checkbox"/>	BODYPOINT 1" WIDE EVOFLEX, PUSH-BUTTON BUCKLE	172.00

CALFSTRAPS

TRCLF2-S	<input type="checkbox"/>	CALFSTRAP VELCRO ADJUSTABLE S (Recommended for 9" - 12" Footrest Widths.)	32.00
TRCLF2-M	<input type="checkbox"/>	CALFSTRAP VELCRO ADJUSTABLE M (Recommended for 11" - 15" Footrest Widths.)	32.00
TRCLF2-L	<input type="checkbox"/>	CALFSTRAP VELCRO ADJUSTABLE L (Recommended for 14" - 17" Footrest Widths.)	32.00
TRCLF2-XL	<input type="checkbox"/>	CALFSTRAP VELCRO ADJUSTABLE XL (Recommended for 16" - 19" Footrest Widths.)	32.00
TRCLF3-M	<input type="checkbox"/>	BODYPOINT PADDED VELCRO ADJUSTABLE M (Recommended for 11" - 15" Footrest Widths.)	95.00
TRCLF3-L	<input type="checkbox"/>	BODYPOINT PADDED VELCRO ADJUSTABLE L (Recommended for 16" - 19" Footrest Widths.)	95.00
TRCLF1	<input type="checkbox"/>	BUCKLE ADJUSTABLE, BLACKNYLON WEBBING	22.00

RESIDUAL LIMB SUPPORT

TRRSL1-L	#N/A	#N/A
----------	------	------

SEAT POUCH ☐

TRPCH3	<input type="checkbox"/>	SEAT POUCH BLACK NYLON	49.00
TRPCH5	<input type="checkbox"/>	BODYPOINT MOBILITY BAG	96.00

SPOKE GUARDS

TRGRD1	<input type="checkbox"/>	CLEAR LEXAN WITH TIMOTION LOGO (Not available with Mag Rear Wheels.)	117.00
--------	--------------------------	---	--------

ANTI-TIP

TRTIP1	<input type="checkbox"/>	ANTI TIP REAR ALUMINUM- BLACK	145.00
TRTIP2	<input type="checkbox"/>	ANTI TIP REAR FLIP-UP USER FRIENDLY	298.00

ACCESSORIES

TRUEST1-12	<input type="checkbox"/>	UPPER EXTREMITY SUPPORT TRAY 12-14" (Requires Armrests.)	<input type="checkbox"/> 13-15" 258.00
TRLUG1	<input type="checkbox"/>	LUGGAGE CARRIERS	132.00
TRMPCT2-BL	<input type="checkbox"/>	IMPACT GUARDS NEOPRENE BLACK	95.00
TRCH1	<input type="checkbox"/>	CRUTCH HOLDER	132.00